

APPLE MAGGOT MONITORING TRAP REFILL

For apple and pear fruit
moth damage



HOW IT WORKS

Maggot damage in apples and pears is mainly caused by caterpillars of the codling moth.


Female moths lay eggs on leaves and fruits. The eggs hatch after 10-14 days and caterpillars bore into the fruitlets and feed ravenously on fruit in early summer.

Vitax Monitoring Trap lures male moths and allows gardeners to access the infestation problem and treat with a suitable insecticide.

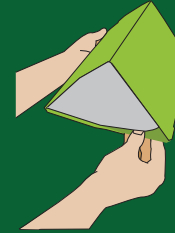
INSTRUCTIONS FOR USE

WHEN TO USE: Male moths fly and mate on warm nights from mid May to the end of July. Place the trap in the garden mid May.

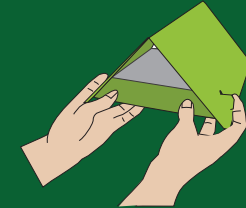
HOW TO USE: (see diagrams below)



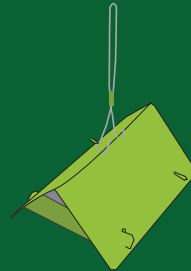
Unfold sticky insert



Place insert sticky side up in trap and place the monitoring lure on the middle of the sticky trap



Close ends of trap



Attach wire and hang trap in tree

Unfold the sticky insert and place sticky side up in the base of the trap as shown in the diagram. Open the foil sachet and place the monitoring lure on the middle of the sticky trap.

Hang the trap with the wire as shown in the diagram. Place at head height on the windward side of the tree or trees. The trap will monitor moths for five average size trees up to 12 metres apart. Inspect the trap regularly.

If more than 12 moths are trapped per week, apply Organic 2 in 1 to wash off any eggs laid and remove debris onto which further egg laying may occur.

Replace the sticky glue insert and monitoring lure after five weeks of use and dispose of safely.

CONTENTS: 1 sticky glue insert and monitoring lure. Each monitoring lure is effective for 5 weeks.

TIPS: Use Vitax Winter Tree Wash to remove aphids from overwintering sites.

Vitax Ltd,
Owen St, Coalville, Leics LE67 3DE
Tel: 01530 510060
www.vitax.co.uk

